

Root-Position Triad Basics -

A **triad** is a chord composed of three notes stacked in thirds.

The lowest note is called the **root**.

The note a third above the root is called the **third**.

The note a fifth above the root is called the **fifth**.



A triad in which the root is the lowest note is called a **root-position triad**.


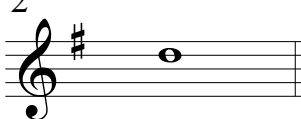


Close position indicates containment of all chord pitches within the smallest possible interval.

Diatonic indicates confinement to the pitches of the prevailing key without chromatic alteration.

Answers in this exercise are limited to **diatonic close root-position triads**.





1. Each of the notes below is the root of a triad.

Draw a note a third above each root.

1 	2 	3 	4 
---	--	---	--





2. Each of the notes below is the root of a triad.

Draw a note a fifth above each root.

1 	2 	3 	4 
---	--	---	--


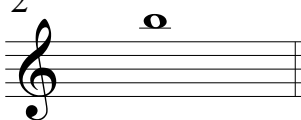


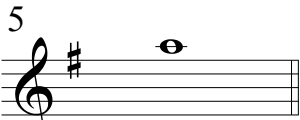


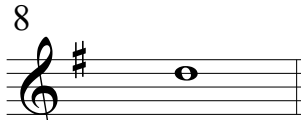
3. Each of the notes below is the root of a triad.

Draw the third and fifth above each root to create **close** root-position triads.

1 	2 	3 	4 
---	--	---	--

4. Triad position is indicated for each of the notes below.

Add notes to create **close** root-position triads.

1  root	2  fifth	3  root	4  third
5  fifth	6  third	7  fifth	8  third

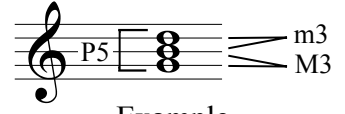
Close Root-Position Major Triads I -

A root-position **major triad** is composed of three notes stacked in thirds.

The interval between the bottom two notes (root and third) is a major third (M3).

The interval between the top two notes (third and fifth) is a minor third (m3).

The interval between the bottom and top notes (root and fifth) is a perfect fifth (P5).



Example

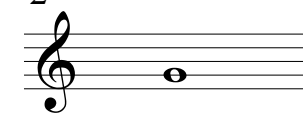






Answers in this exercise are limited to **close root-position major triads**.

1. Create close root-position major triads using the provided notes as roots.









Create the third of the triad by adding a note a M3 above the root.

Create the fifth of the triad by adding a note a P5 above the root (a m3 above the third).



1 	2 	3 	4 
5 	6 	7 	8 

2. Triad position is indicated for each of the notes below. Add notes to create close root-position major triads.

1  third	2  third	3  fifth	4  root
5  fifth	6  third	7  root	8  fifth

Close Root-Position Major Triads II -

Create close root-position major triads using the provided notes as roots.

Create the third of the triad by adding a note a M3 above the root.

Create the fifth of the triad by adding a note a P5 above the root (a m3 above the third).

Example



1




2




3




4



5




6



7




8




9




10




11



12



13




14



15



16



















Close Root-Position Major Triads III -

Triad position is indicated for each of the notes below. Add notes to create close root-position major triads.

Example



<p>1</p>  <p>third</p>	<p>2</p>  <p>fifth</p>	<p>3</p>  <p>fifth</p>	<p>4</p>  <p>third</p>
<p>5</p>  <p>root</p>	<p>6</p>  <p>third</p>	<p>7</p>  <p>fifth</p>	<p>8</p>  <p>third</p>
<p>9</p>  <p>fifth</p>	<p>10</p>  <p>fifth</p>	<p>11</p>  <p>third</p>	<p>12</p>  <p>root</p>
<p>13</p>  <p>fifth</p>	<p>14</p>  <p>root</p>	<p>15</p>  <p>third</p>	<p>16</p>  <p>third</p>